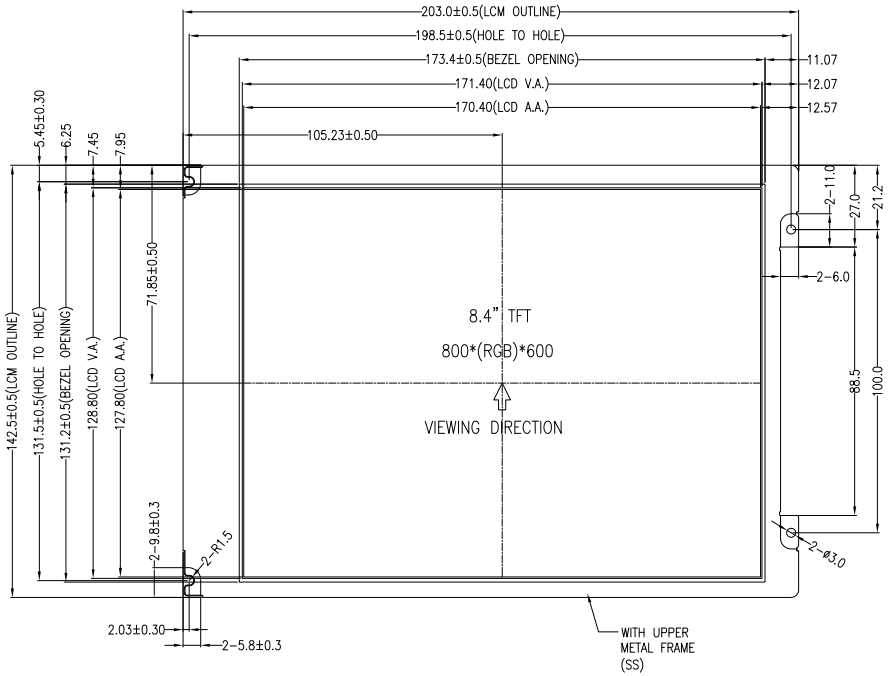


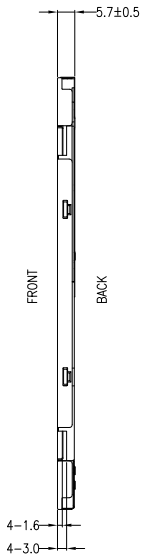


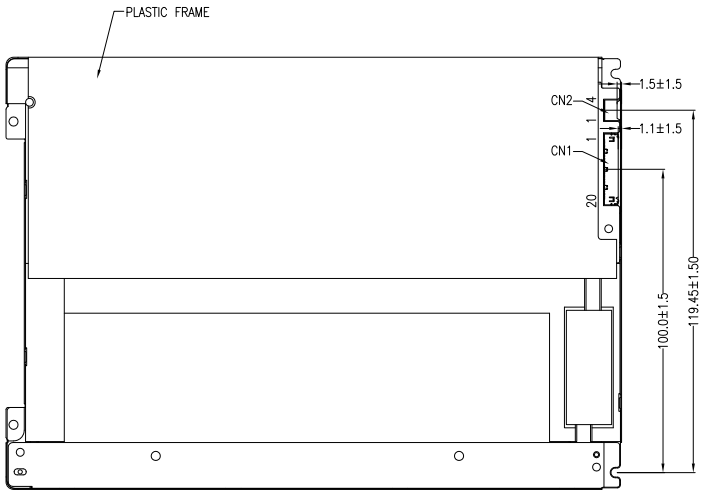


| PIN DESCRIPTION FOR CN1 | |
|---|---|
| PIN | SYMBOL |
| 1 | VDD |
| 2 | VDD |
| 3 | UD |
| 4 | LR |
| 5 | RXIN1- |
| 6 | RXIN1+ |
| 7 | GND |
| 8 | RXIN2- |
| 9 | RXIN2+ |
| 10 | GND |
| 11 | RXIN3- |
| 12 | RXIN3+ |
| 13 | GND |
| 14 | RXCLKIN- |
| 15 | RXCLKIN+ |
| 16 | GND |
| 17 | SEL68 |
| 18 | BIST |
| 19 | RXIN4- |
| 20 | RXIN4+ |

| PIN DESCRIPTION FOR CN2 | |
|---|---|
| PIN | SYMBOL |
| 1 | VLED |
| 2 | GND |
| 3 | EN |
| 4 | PWM |

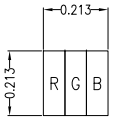


PIXEL DETAIL
(SCALE 100:1)

NOTES:

1. DISPLAY TYPE: TFT, TRANSMISSIVE, NORMALLY WHITE
2. OPERATING VOLTAGE: VDD=3.3V (TYP.)
3. VIEWING DIRECTION: 6 O'CLOCK
4. DRIVER IC: -
5. OPERATING TEMP.: -20°C ~ 70°C
6. STORAGE TEMP.: -30°C ~ 80°C
7. LED BACKLIGHT: WHITE LED
   BUILT-IN BACKLIGHT DRIVER: VLED=12.0V
8. SURFACE LUMINANCE: 350 CD/M^2 (TYP.)
9. TOP POLARIZER SURFACE TREATMENT: ANTI-GLARE
10. CN1 CONNECTOR P/N: MSB24013P20 OR EQUIVALENT
11. CN2 CONNECTOR P/N: MSB24038P4 OR EQUIVALENT
12. UNMARKED TOLERANCE: ±0.5MM
13. ROHS COMPLIANT

| VER. | REVISED DESCRIPTION | REVISER | DATE |
|---|---|---|---|
| 01 | FIRST ISSUE | CAROL | 2024.03.22 |

MULTI-INNO TECHNOLOGY CO., LTD.

| | | | |
|---|---|---|---|
| DRAWN BY: | CAROL 2024.03.22 | | MODULE P/N: MI0800OT-1 |
| CHECKED BY: | | SCALE : 1/1 | |
| APPROVED BY: | | UNIT: mm | DESCRIPTION: TFT MODULE |
| VERSION NO: | 01 | SHEET NO.: 1/1 | |